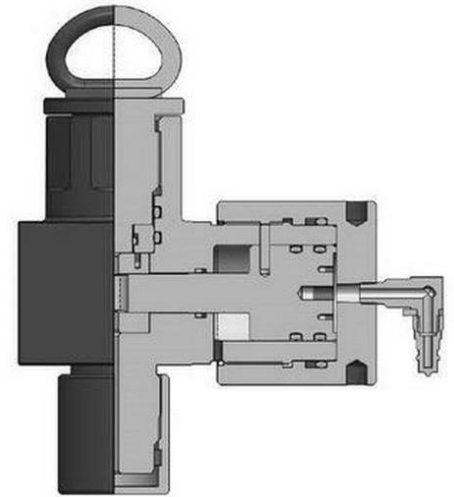




## Cable Cutter Sub

**Cable Cutter Sub** is positioned in the Lubricator String above the Tool Catcher/Ball Check Valve and below the Grease Injection Control Head. In the event of wireline becoming jammed in the grease injection flow tubes, to the extent that no wireline movement (upwards or downwards) is possible, the wireline can be cleanly cut well above the Wireline BOP, thus allowing an easier recovery in stranded armour situations, or cleanly dropping the severed end of the wireline into the well when so required by safety considerations.

**A high pressure Hand Pump and 120ft Hydraulic Hose** are normal provided with the Cable Cutter Sub no matter Grease and Hydraulic Control Module provided or not.



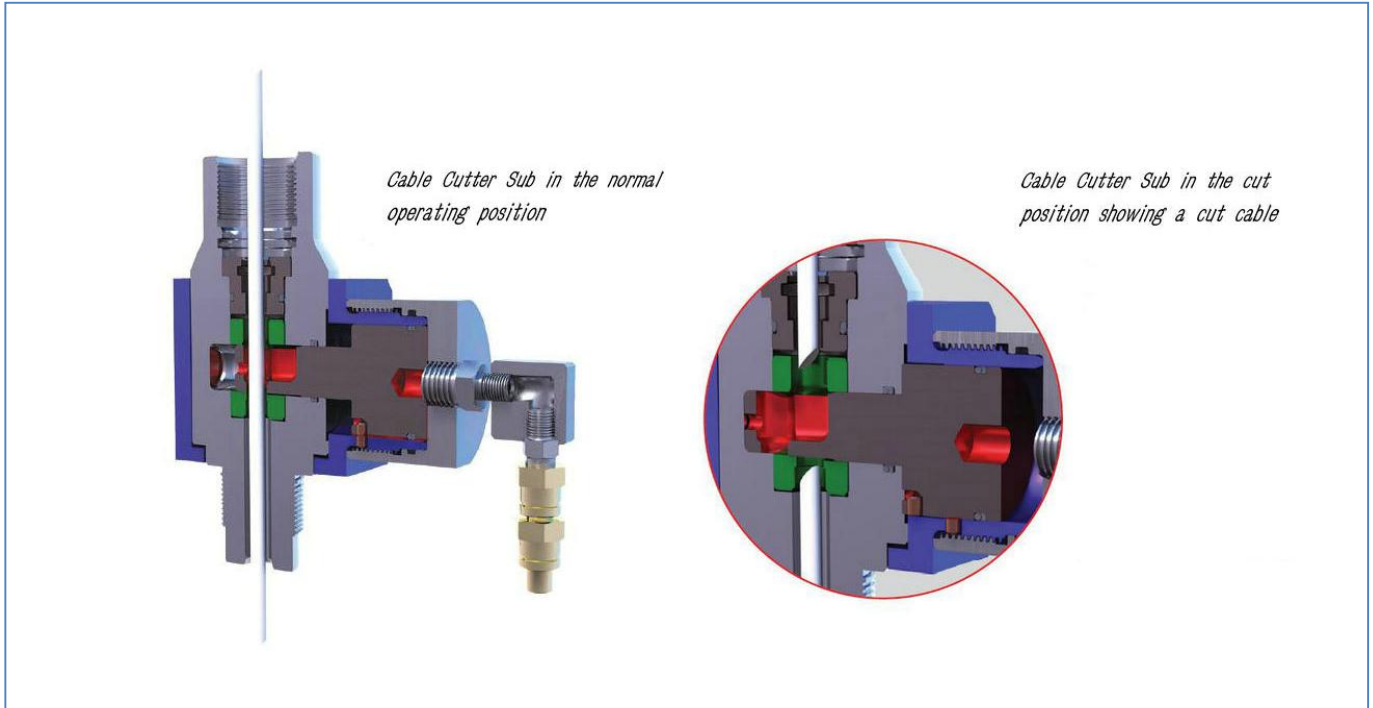
### Feature

- 1) Suitable for cutting wire up to 15/32" cable.
- 2) Max. 15000Psi working pressure and H2S service.
- 3) 2"-10TPI Box x 2"-10TPI Pin connection.
- 4) Safety shear pinned cutting piston.

### Main Parameter

- 1) Wire size
- 2) Working Pressure
- 3) Hand Pump and Hydraulic Hose required or not
- 4) Service Environment ( STD or H2S )
- 5) Working Temperature





Cable Cutter Sub					
Working Pressure	Wire Range	Upper Connection	Lower Connection	Service	Working Temperature
5000Psi	7/32"(5.6mm)	2"-10TPI. Box	2"-10TPI. Pin	STD or H2S	P + U -20°F~+250°F (-29°C~+121°C) Or As Required
10000Psi	5/16"(8.0mm)	2"-10TPI. Box	2"-10TPI. Pin		
15000Psi	15/32"(11.8mm)	2"-10TPI. Box	2"-10TPI. Pin		


**Note**

1) Additional Wire size available on request.



### **Normal Guarantee Period**

12 months after the clients received the Equipment  
or 13 months after the commodity be shipped from Chinese Harbor.



### **Information Required When Inquiry**

If you will purchase the whole Wireline PCE,  
please refer to the [Information Required When Inquiry](#) in Chapter 《Wireline PCE》 .  
If you purchase the Cable Cutter Sub separately, the **Main Parameter** information above mentioned will be asked.

*Subject to change without notice*